

DNB

Italia – hvordan går det egentlig?



Italiensk økonomi:
The Show Is Not Going On

DNB



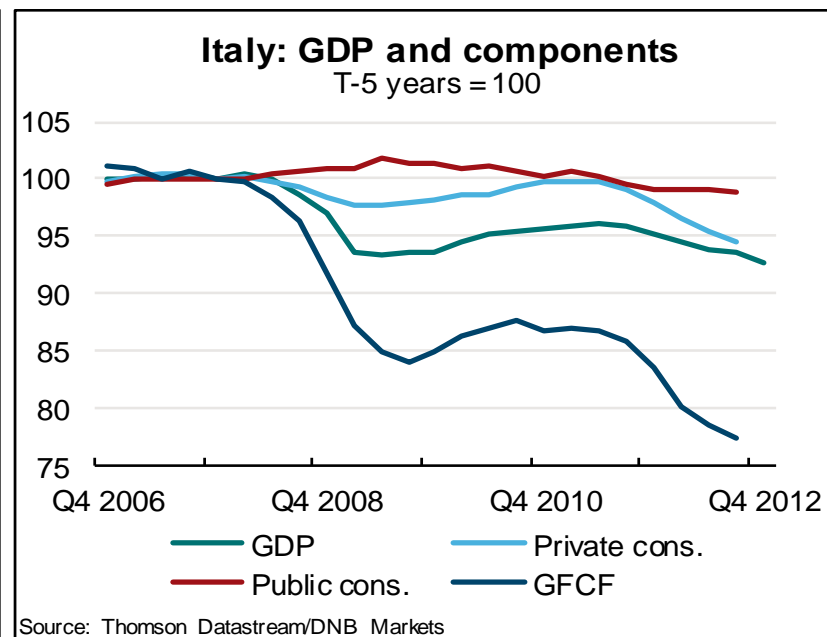
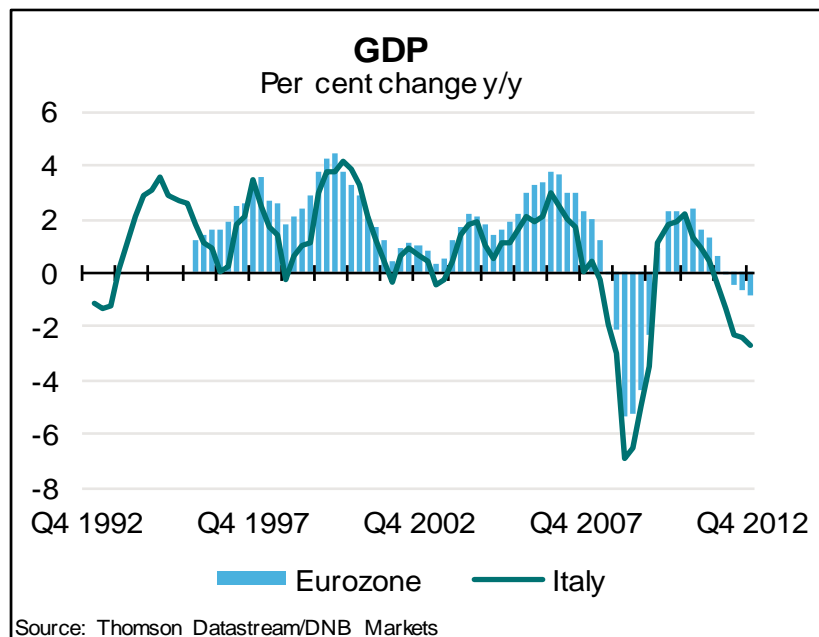
“He’s dead, but he won’t lie down...”

DNB

Italiensk økonomi

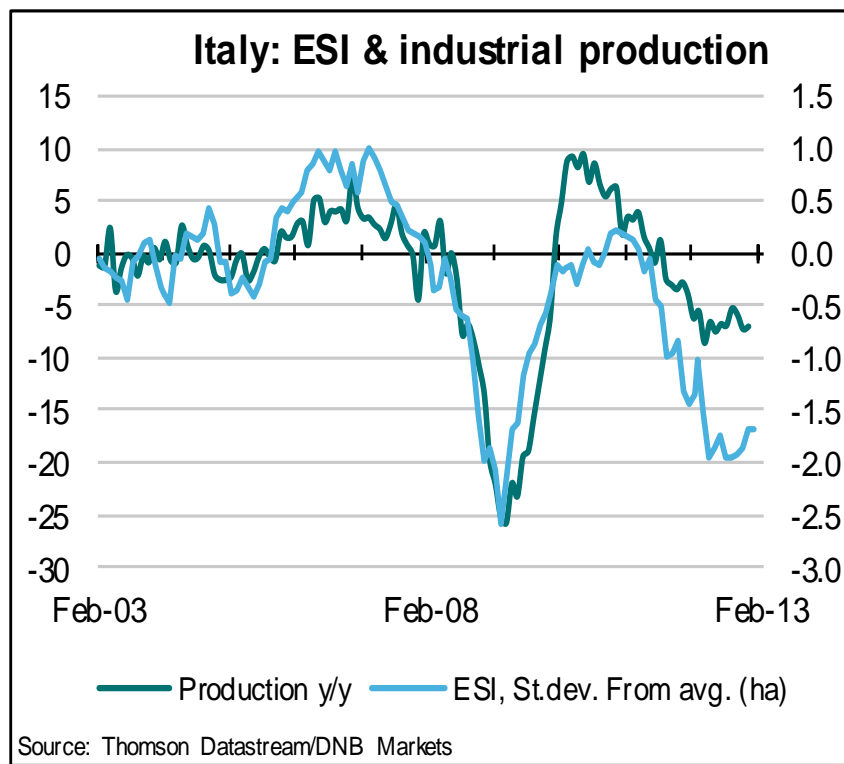
Italia's harde dobbel-dip

- 10 siste årene forut for finanskrisen vokste Italia's økonomi med 1.3% pr år i snitt, vs 2.2% i EURO-sonen.
- Falt 7% fra 2007Q3 til 2009Q2, vokste 2.8% to 2011Q2, men har falt 3.4% til 2012Q4. Investeringer ned 23%.



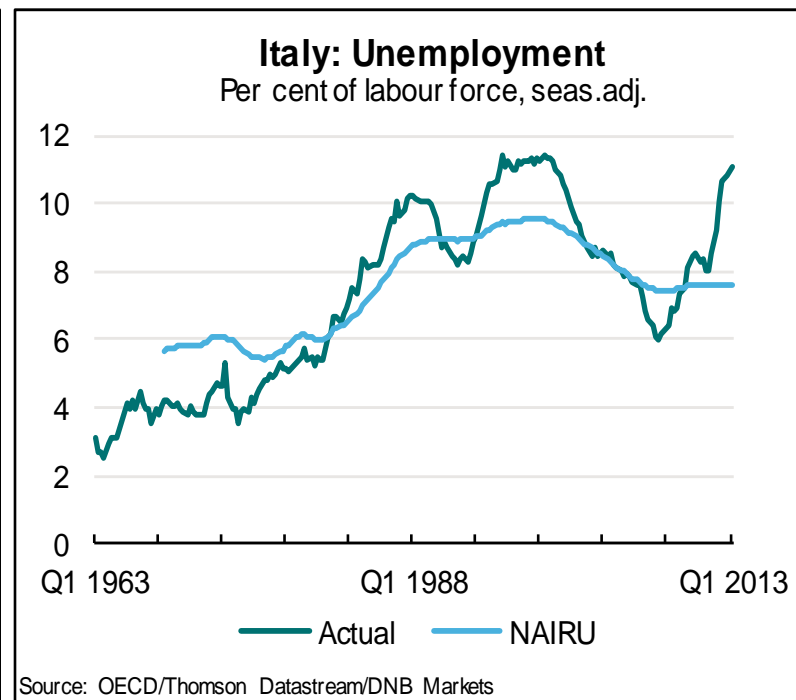
Sentimentet indikerer fortsatt resesjon

- Economic Sentiment Index (ESI) var på 83.6 i januar, 1.7σ lavere enn 25-års snitt, noe som er historisk konsistent med fall i BNP på 3% y/y
- ESI «bunnet ut» i sept-12, men har vist lite forbedring siden



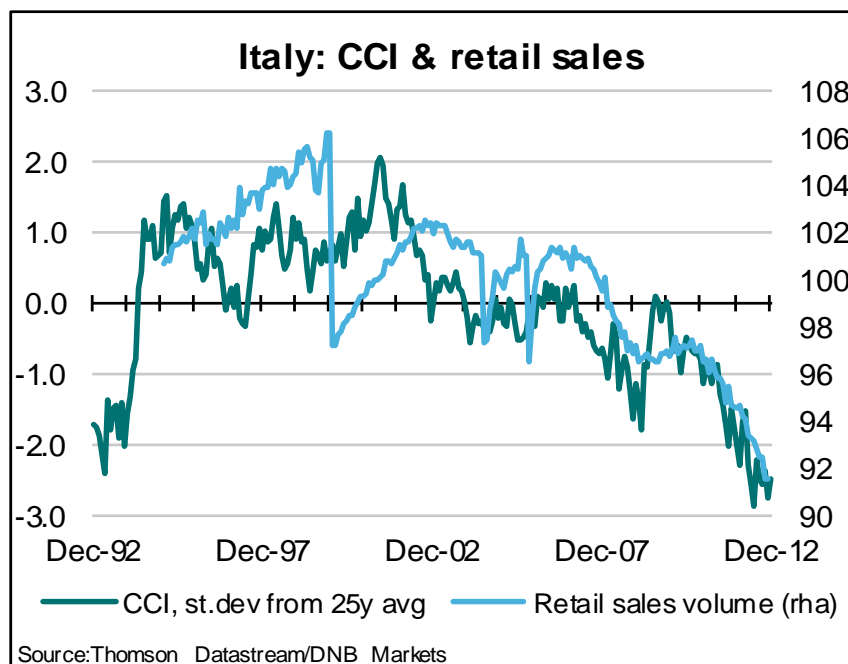
Arbeidsledigheten når nye rekordhøye nivåer

- Sysselsettingen toppet rundt 25.3m i slutten av 2007. Har siden falt ca 3%, men har nå flatet ut.
- Ledigheten har økt fra 5.8% i april 2007, til 11.2% i desember 2012, nært all-time high (11.5%) etter 2. verdenskrig



Husholdningene er ulykkelige, og kutter forbruket

- Forbruker-sentimentet har forbedret seg noe de siste månedene, men forbrukertilliten (CCI) var ved årsskiftet 2.4σ under 25 års snitt, så vidt over all-time low
- Spesielt svak utvikling på kapitalvarer. Kun 1.4m biler ble solgt i fjor, det laveste siden 1979.



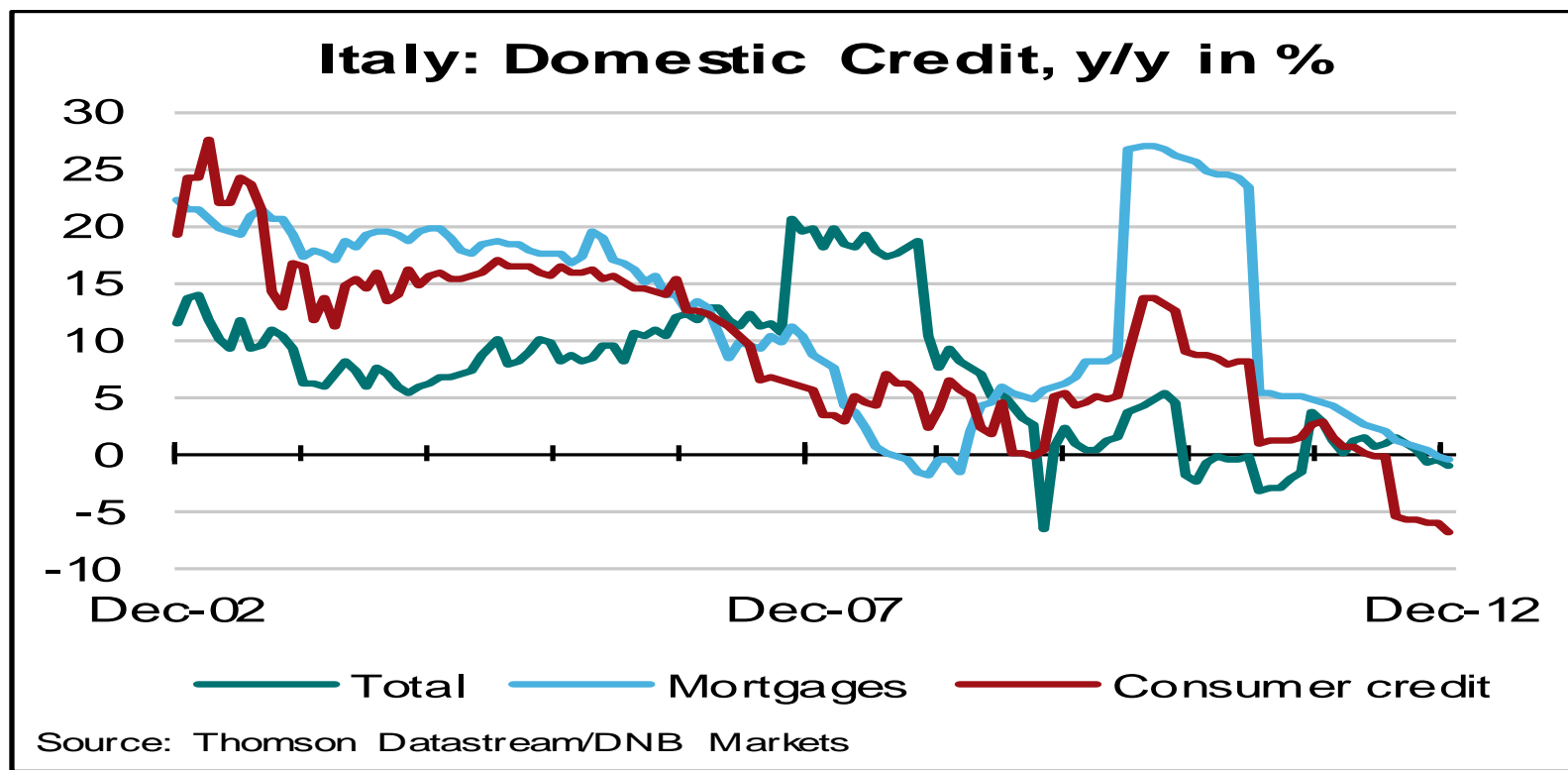


Politikerne:
På vei til å gjøre noe?

DNB

Bankutlånene krymper

- Negativ kredittvekst på ca 1% i 2012
- Kraftig svekket kredittetterspørsel fra forbrukeren (eller betydelig verre å få tilgang til kreditt?)



Italiensk økonomi

Ikke helt håpløst – har gjort mye allerede

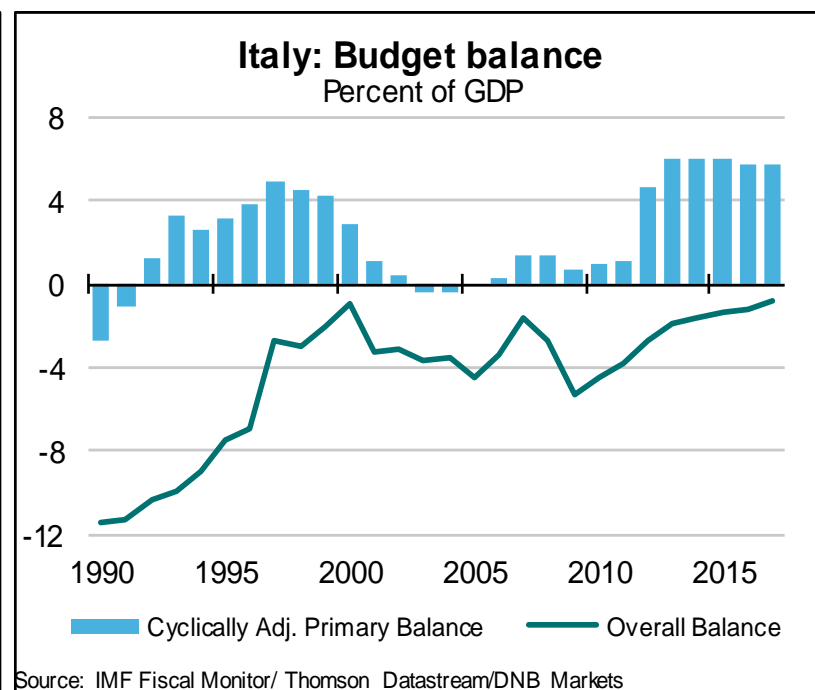
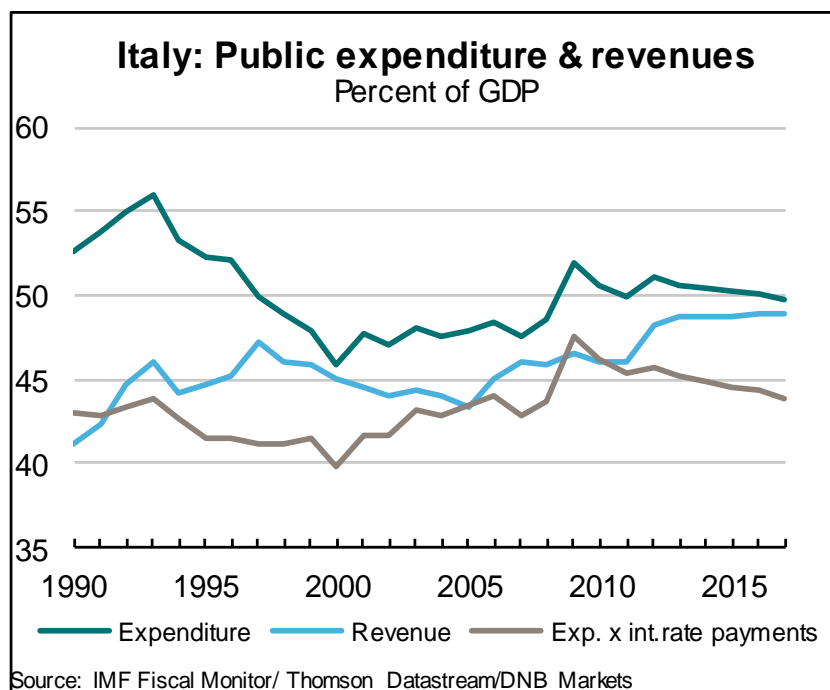
- Blant landene som har gjort mest for å bedre forholdet mellom statens inntekter og kostnader. Men hva nå, med ny regjering??

Table 4. Revenue and Expenditure Measures since 2009

	Expenditure Measures							Revenue Measures							
	Public wage freeze/reduction	Control of the size of civil service	Savings from pension-related spending	Savings from health care-related spending	Reduction in social benefits ¹	Reduction in public investment	Other expenditure measures	Increase in personal income tax	Increase in corporate income tax	Increase in capital gains tax	Increase in social security contribution rates	Increase in value-added or sales tax	Increase in excises	Increase in property tax	Improvement in tax compliance
Advanced economies															
Australia		✓	✓	✓		✓	✓ ²	✓ ³	✓ ⁴				✓		✓
Canada	✓	✓	✓			✓	✓ ²	✓			✓		✓		
France		✓	✓	✓			✓	✓	✓		✓	✓	✓		
Germany					✓				✓						
Greece	✓	✓	✓	✓	✓	✓	✓ ²	✓			✓	✓	✓	✓	✓
Ireland	✓	✓	✓	✓	✓	✓		✓		✓	✓	✓	✓	✓	✓
Italy	✓	✓	✓	✓	✓	✓	✓ ²	✓	✓	✓	✓	✓	✓	✓	✓
Japan	✓	✓				✓	✓	✓			✓		✓		✓
Korea															✓
Portugal	✓	✓	✓	✓	✓	✓	✓	✓	✓	✓		✓	✓	✓	✓
Spain	✓	✓	✓	✓	✓	✓	✓	✓	✓	✓	✓	✓	✓	✓	✓
United Kingdom	✓	✓	✓	✓	✓	✓	✓ ²	✓		✓	✓	✓	✓	✓	✓
United States ⁵	✓			✓			✓ ⁶			✓	✓		✓		

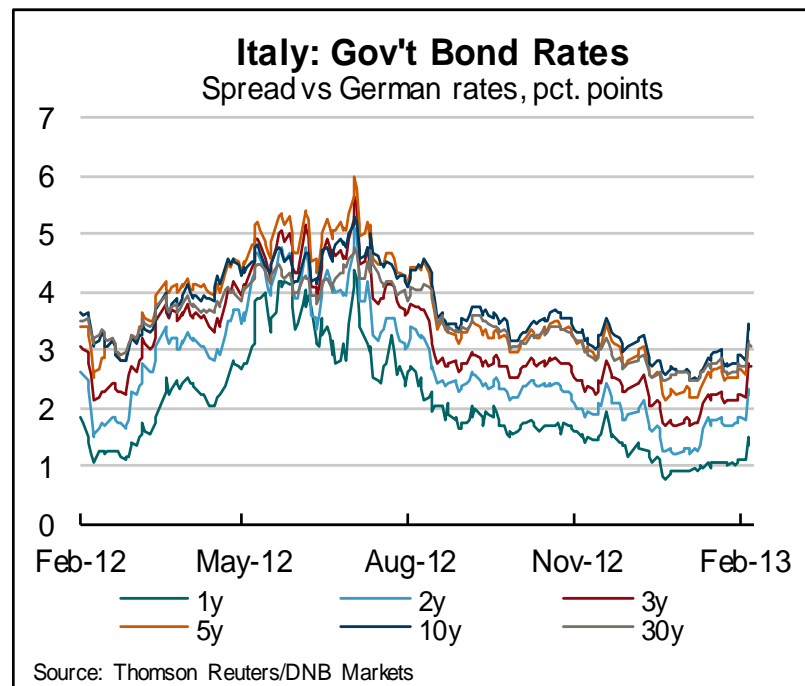
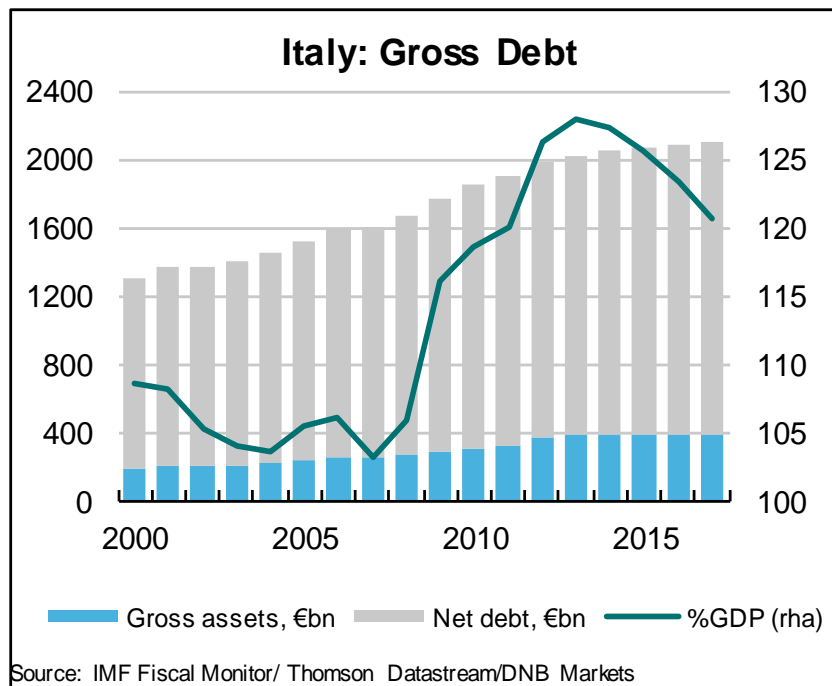
Budsjettbalansen er blitt bedre

- Statens inntekter økte fra 46.0% av BNP i 2010, til 48.3% i 2012, forventet at dette øker til 48.8% i 2013. Men utgiftene har ikke blitt kuttet så mye så langt
- Totalt budsjettunderskudd redusert fra -4.5% in 2010, to -2.7% in 2012,



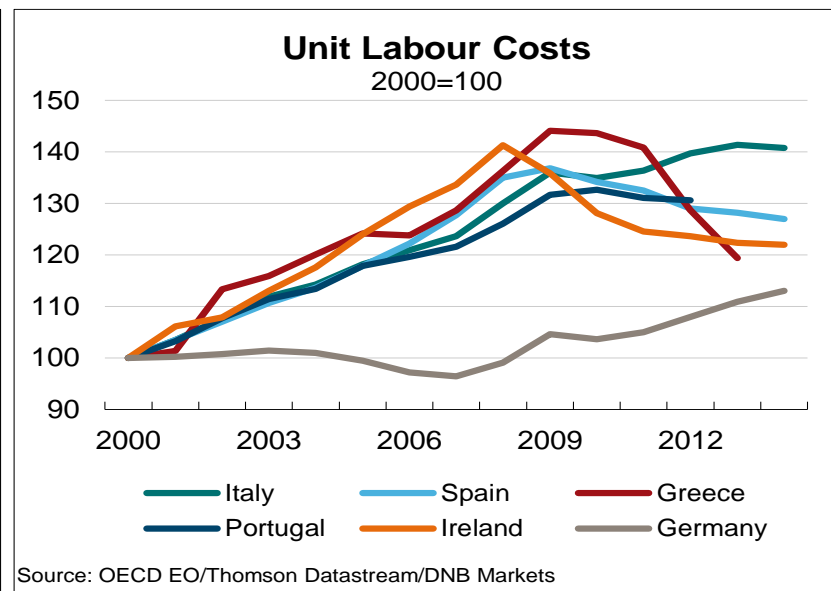
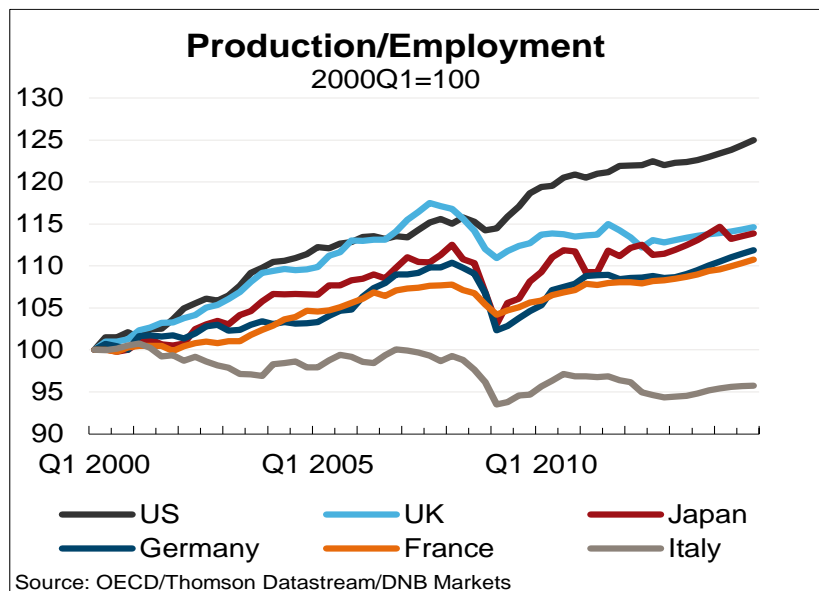
IMF: Statsgjelden vil gradvis avta

- IMF forventer at Italia's bruttogjeldsandel (gjeld/BNP) vil nå 127.8% i år, før den avtar til 120.6% innen 2017.
- OECD estimerer 129.6% i 2013 og 131.4% i 2014.



...men italienerne er sørgelig ineffektive

- Ingen annen G7-nasjon har hatt så mager produktivitetsutvikling det siste århundret som Italia.
- Mens snittet i OECD-landene har sett at BNP har vokst 1.3% mer enn sysselsettingen siden 2000 (2.1% i USA), så har Italia i samme periode måtte se at sysselsettingen har vokst mer enn BNP
- Mao, Italia har mistet konkurranseevne ifht sine EZ-naboer.



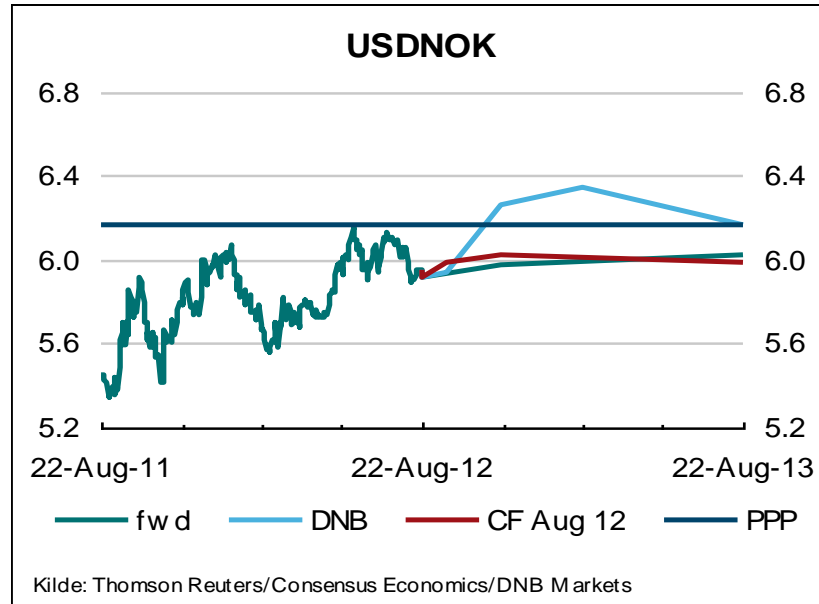
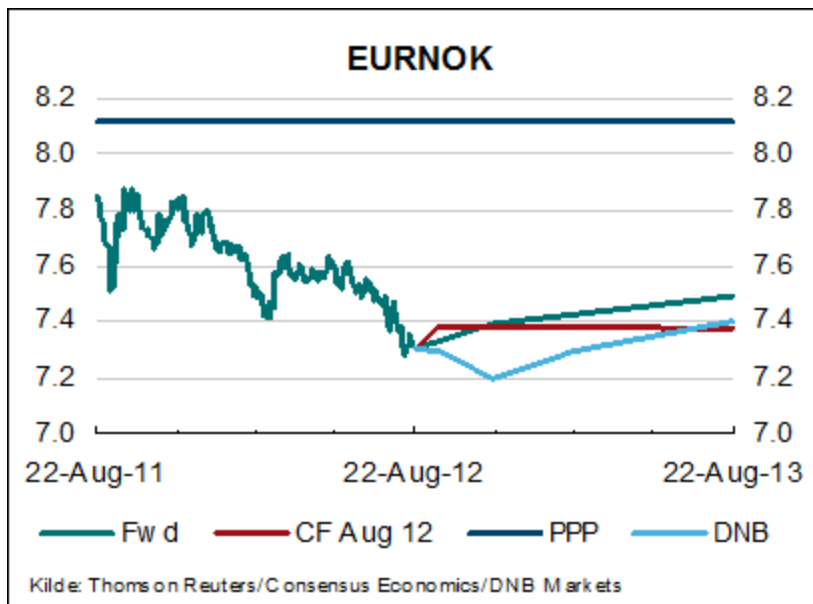
DNB

Valutamarkedet

Hva sa jeg når vi var i Ancona??

- Norske kroner vil holde seg sterk

- **Kort sikt:** Usikkerheten om euroen holder kronen sterk. Solid vekst og sunne statsfinanser er attraktivt i dagens marked. Lavere oljeprisanslag oppveies av økt renteforskjell fremover. Nøytral oljepris for tiden.
- **Lang sikt:** Avtagende etterspørsel etter sikre plasseringer vil svekke kronen. Men fortsatt sterke fundamentale forhold. Tidligere renteøkning i Norge enn i andre land. Tilsier fortsatt sterk krone fremover.



Hva sa jeg når vi var i Ancona?

- prognosene høsten 2012

Valutakurser


Kurs	21-Aug-12			
	21-Aug-12	Nov-12	Feb-13	Aug-13
EURNOK	7.32	7.20	7.30	7.40
USDJPY	79.5	76.0	76.0	78.0
EURUSD	1.24	1.15	1.15	1.20
EURGBP	0.79	0.76	0.78	0.80
EURSEK	8.26	8.40	8.50	8.50
EURCHF	1.20	1.20	1.20	1.20
USDCNY	6.36	6.37	6.38	6.40

Valutakurser (beregnet)

Kurs	21-Aug-12			
	21-Aug-12	Nov-12	Feb-13	Aug-13
SEKNOK	88.7	85.7	85.9	87.1
USDNOK	5.90	6.26	6.35	6.17
GBPNOK	9.29	9.47	9.36	9.25
JPYNOK	7.42	8.24	8.35	7.91
DKKNOK	98	97	98	99
CHFNOK	610	600	608	617
TWI	92.7	92.3	93.1	93.4

Kilde: DNB Markets

Valutamarkedet i 2013 – Krigsåret ?



Valutakrig



Handelskrig

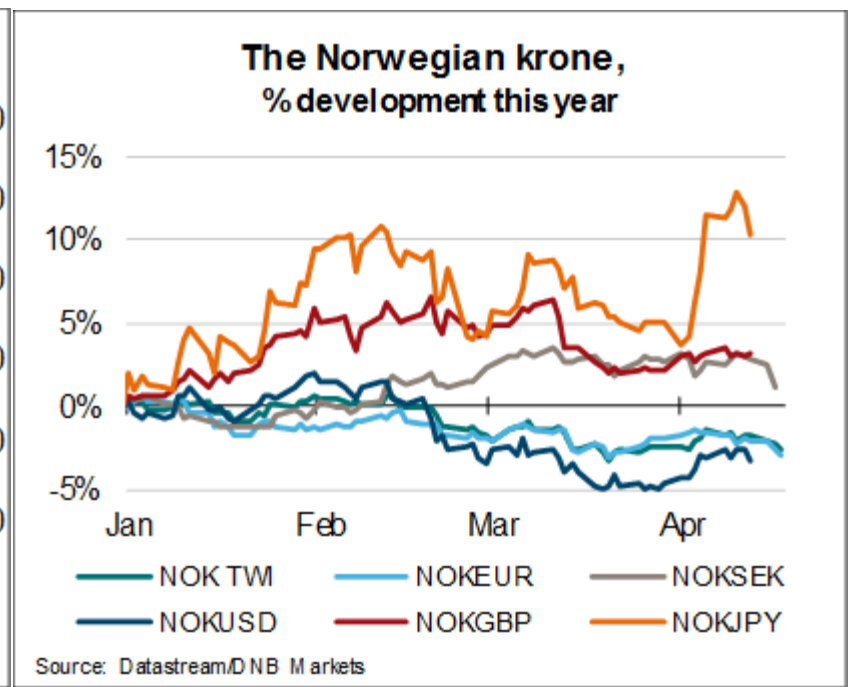
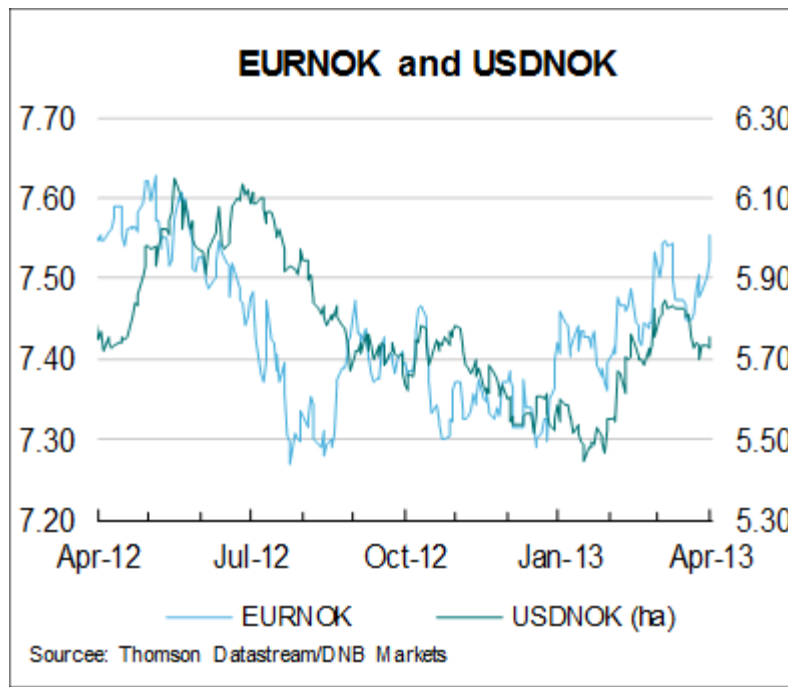


Global resesjon

NOK

Svakere NOK

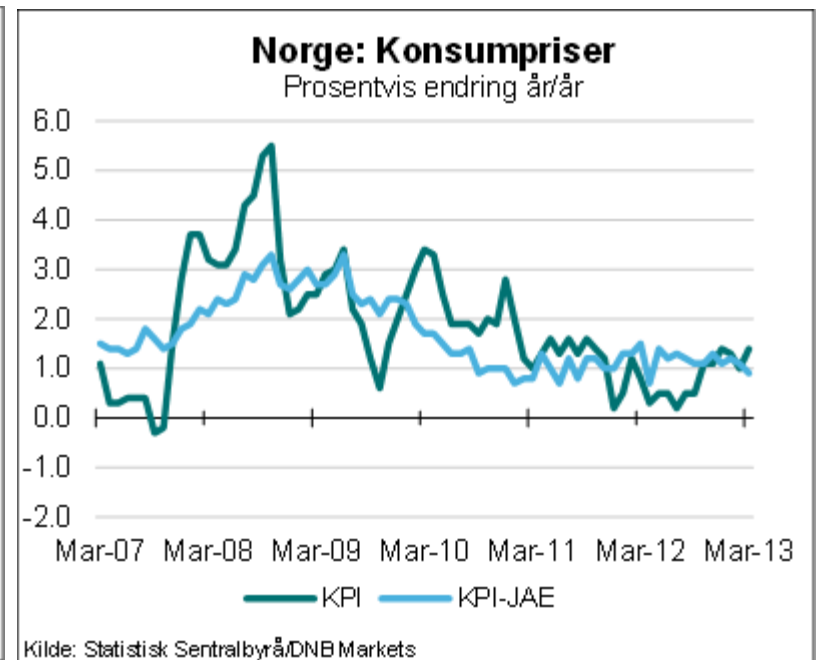
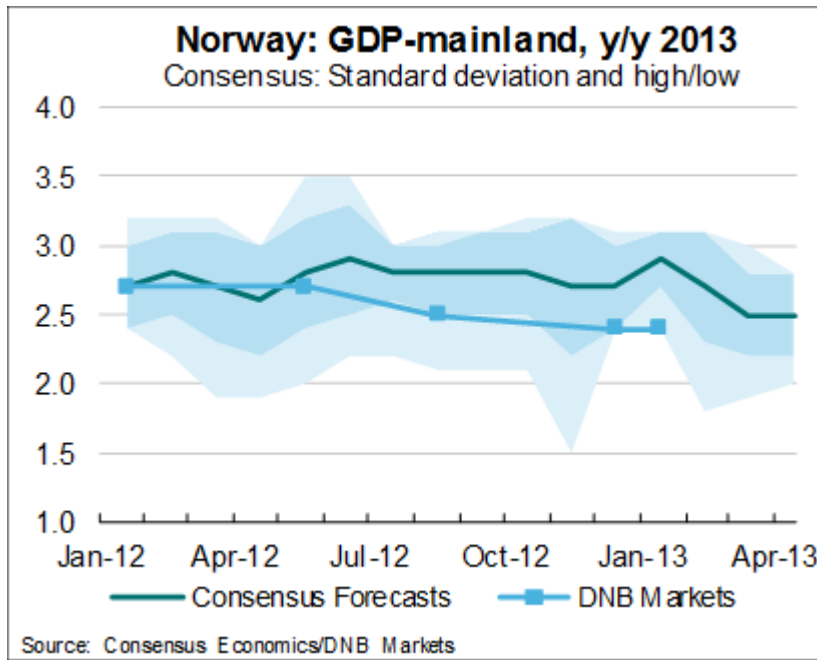
- NOK har svekket seg på handelsvektet basis (TWI)
- Svakere vs de store valutaene, som EUR og USD
- Sterkere vs SEK, GBP og JPY
- Trenden med en sterkere NOK ser ut til å være over



NOK

Avtagende vekst

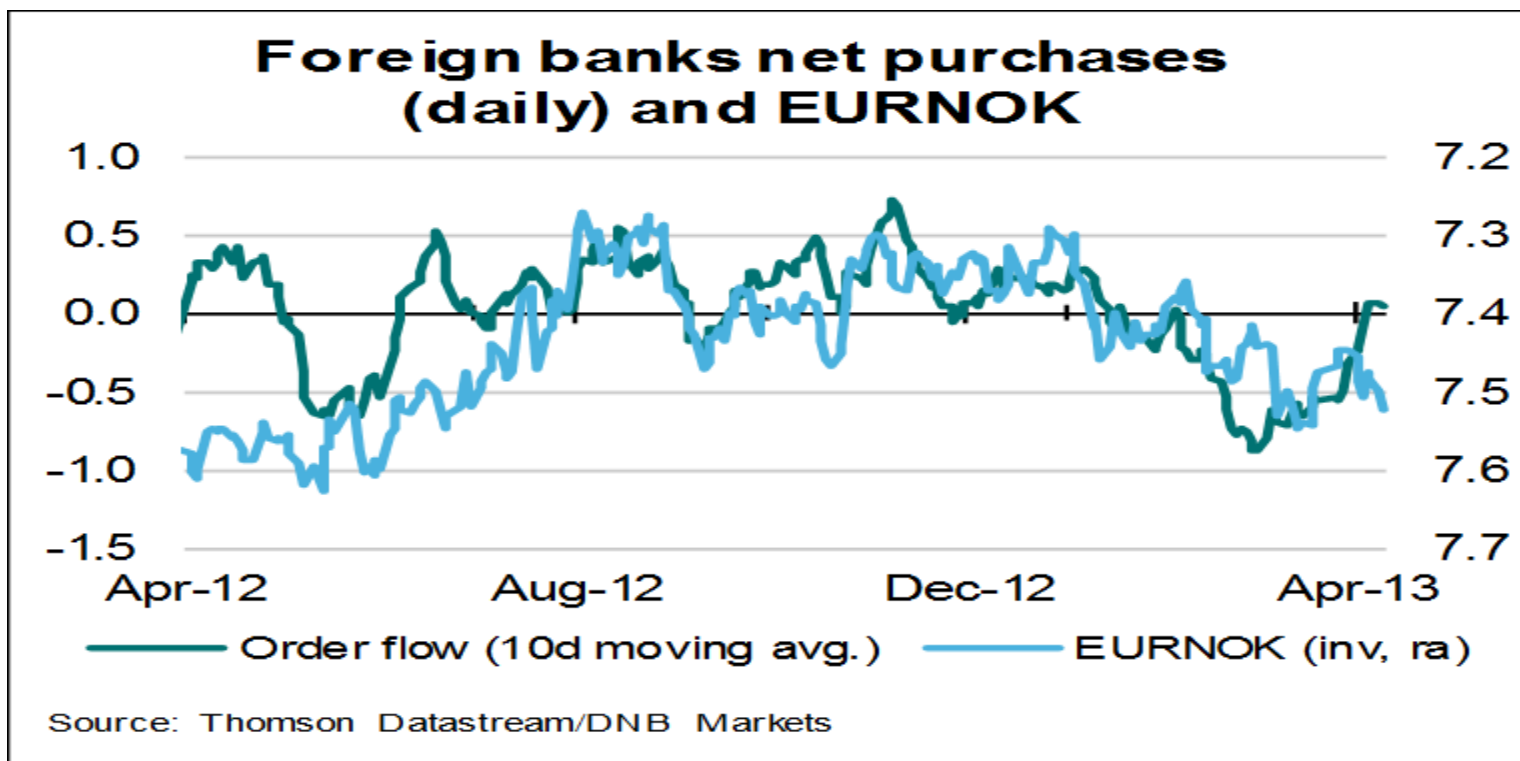
- Norsk BNP vekst er fortsatt høy sammenlignet med mange andre land. Men vi ser tegn på avtagende aktivitet, og consensus har revidert ned forventningene for Norsk økonomi. Kan gjøre NOK mindre attraktiv som trygg havn
- Inflasjonen fortsetter å komme ut lavere enn forventet.



NOK

Utenlandske investorer har solgt NOK

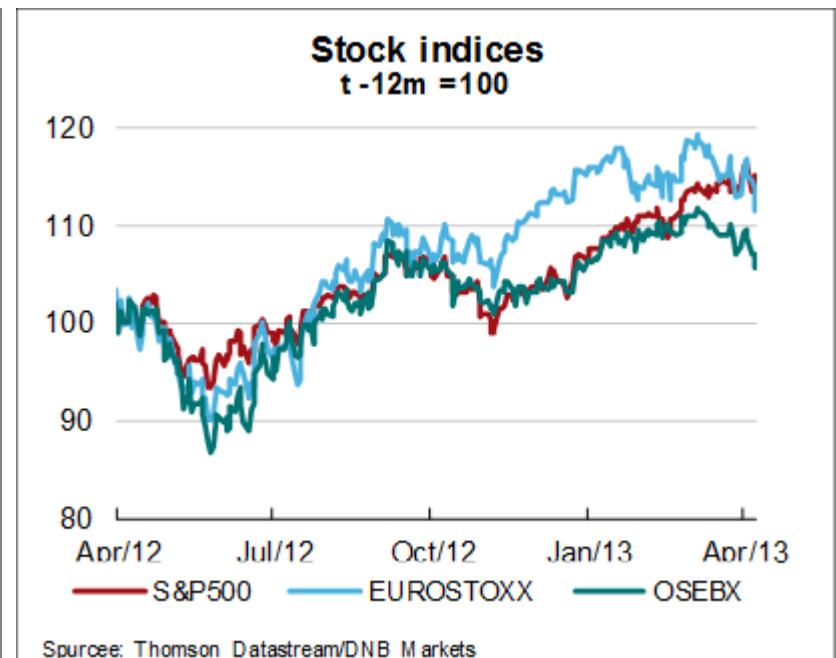
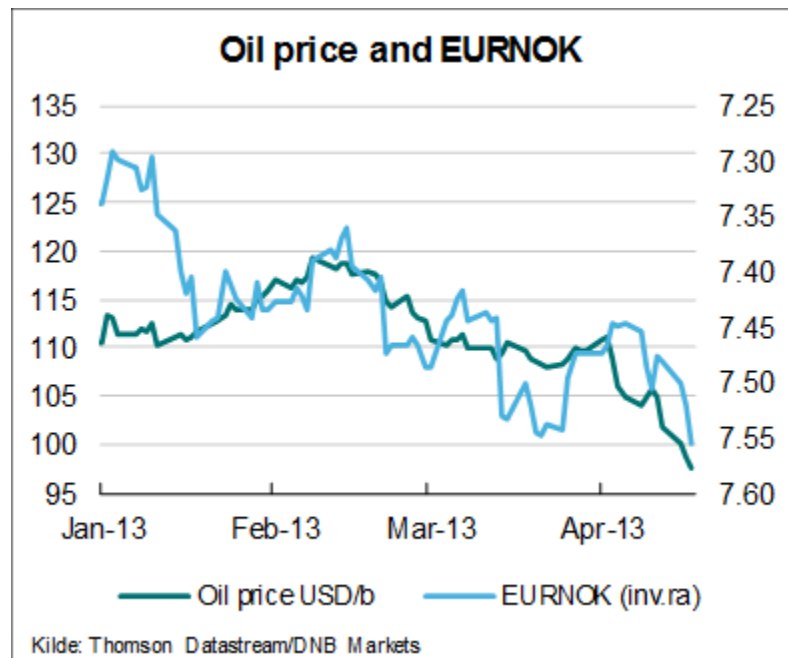
- Utenlandske investorer var netto kjøpere av NOK gjennom hele andre halvår 2012.
- Denne situasjonen snudde i januar 2013.
- Men nå ser det ut til at utlendingene igjen begynner å etterspør NOK



NOK

Lavere oljepris og forbedret sentiment

- Oljeprisen har falt sålangt i 2013 og har vært med og bidratt til NOK-svekkelsen.
- I det korte bildet tror vi på en høyere, med en forecast på 107 USD/fat i 2013.
- Risikosentimentet er positivt – leder til mindre etterspørsel etter NOK (reduisert behov for trygge havner)



NOK oppsummering

- Fortsatt sterkt fundament: Høyere rente og sterkere vekst enn i mange andre land. Oljeprisen fortsatt på relativt høye
- Men, trenden med en sterkere NOK har snudd
 - Utenlandske investorerer har blitt netto selgere av NOK
 - Avtagende veksttakt og lav inflasjon
 - Rentedifferansen ifht EURO-rentene har falt
 - Oljeprisen har falt
 - Risikoviljen har økt – mindre etterspørsel etter trygge havner
- Forhold som taler for fortsatt sterk NOK
 - Utlendingers appetitt på NOK ser ut til å ta seg opp igjen
 - Norges Bank vil holde renten uendret, ikke redusere den
 - Oljeprisen vil stige noe utover året
- Risk: Lavere økonomisk vekst globalt med påfølgende fall i oljeprisen
- EURNOK Forecast
 - 7,55 – 7,50 – 7,45 – 7,40

Takk for oppmerksomheten

DNB



Disclaimer

IMPORTANT/DISCLAIMER

This note (the "Note") must be seen as marketing material and not as an investment recommendation within the meaning of the Norwegian Securities Trading Act of 2007 paragraph 3-10 and the Norwegian Securities Trading Regulation 2007/06/29 no. 876. The Note has been prepared by DNB Markets, a division of DNB Bank ASA, a Norwegian bank organized under the laws of the Kingdom of Norway (the "Bank"), for information purposes only. The Note shall not be used for any unlawful or unauthorized purposes. The Bank, its affiliates, and any third-party providers, as well as their directors, officers, shareholders, employees or agents (individually, each a "DNB Party"; collectively, "DNB Parties") do not guarantee the accuracy, completeness, timeliness or availability of the Note. DNB Parties are not responsible for any errors or omissions, regardless of the cause, nor for the results obtained from the use of the Note, nor for the security or maintenance of any data input by the user. The Note is provided on an "as is" basis. DNB PARTIES DISCLAIM ANY AND ALL EXPRESS OR IMPLIED WARRANTIES, INCLUDING, BUT NOT LIMITED TO, ANY WARRANTIES OF MERCHANTABILITY OR FITNESS FOR A PARTICULAR PURPOSE OR USE, FREEDOM FROM BUGS, SOFTWARE ERRORS OR DEFECTS, THAT THE NOTE'S FUNCTIONING WILL BE UNINTERRUPTED OR THAT THE NOTE WILL OPERATE WITH ANY SOFTWARE OR HARDWARE CONFIGURATION. In no event shall DNB Parties be liable to any party for any direct, indirect, incidental, exemplary, compensatory, punitive, special or consequential damages, costs, expenses, legal fees, or losses (including, without limitation, lost income or lost profits and opportunity costs) in connection with any use of the Note, even if advised of the possibility of such damages. Any opinions expressed herein reflect the Bank's judgment at the time the Note was prepared and DNB Parties assume no obligation to update the Note in any form or format. The Note should not be relied on and is not a substitute for the skill, judgment and experience of the user, its management, employees, advisors and/or clients when making investment and other business decisions. No DNB Party is acting as fiduciary or investment advisor in connection with the dissemination of the Note. While the Note is based on information obtained from public sources that the Bank believes to be reliable, no DNB Party has performed an audit of, nor accepts any duty of due diligence or independent verification of, any information it receives. Confidentiality rules and internal rules restrict the exchange of information between different parts of the Bank and this may prevent employees of DNB Markets who are preparing the Note from utilizing or being aware of information available in DNB Markets/the Bank which may be relevant to the recipients of the Note.

The Note is not an offer to buy or sell any security or other financial instrument or to participate in any investment strategy. Distribution of material like the Note is in certain jurisdictions restricted by law. Persons in possession of the Note should seek further guidance regarding such restrictions before distributing the Note.

The Note is for clients only, and not for publication, and has been prepared for information purposes only by DNB Markets - a division of DNB Bank ASA registered in Norway with registration number NO 984 851 006 (the Register of Business Enterprises) under supervision of the Financial Supervisory Authority of Norway (Finanstilsynet), Monetary Authority of Singapore, the Chilean Superintendent of Banks, and on a limited basis by the Financial Services Authority of UK. Information about DNB Markets can be found at dnb.no.

Additional information for clients in Singapore

The Note has been distributed by the Singapore branch of DNB Bank ASA. It is intended for general circulation and does not take into account the specific investment objectives, financial situation or particular needs of any particular person. You should seek advice from a financial adviser regarding the suitability of any product referred to in the Note, taking into account your specific financial objectives, financial situation or particular needs before making a commitment to purchase any such product.

You have received a copy of the Note because you have been classified either as an accredited investor, an expert investor or as an institutional investor, as these terms have been defined under Singapore's Financial Advisers Act (Cap. 110) ("FAA") and/or the Financial Advisers Regulations ("FAR"). The Singapore branch of DNB Bank ASA is a financial adviser exempt from licensing under the FAA but is otherwise subject to the legal requirements of the FAA and of the FAR. By virtue of your status as an accredited investor or as an expert investor, the Singapore branch of DNB Bank ASA is, in respect of certain of its dealings with you or services rendered to you, exempt from having to comply with certain regulatory requirements of the FAA and FAR, including without limitation, sections 25, 27 and 36 of the FAA. Section 25 of the FAA requires a financial adviser to disclose material information concerning designated investment products which are recommended by the financial adviser to you as the client. Section 27 of the FAA requires a financial adviser to have a reasonable basis for making investment recommendations to you as the client. Section 36 of the FAA requires a financial adviser to include, within any circular or written communications in which he makes recommendations concerning securities, a statement of the nature of any interest which the financial adviser (and any person connected or associated with the financial adviser) might have in the securities.

Please contact the Singapore branch of DNB Bank ASA at +65 6212 0753 in respect of any matters arising from, or in connection with, the Note.

The Note is intended for and is to be circulated only to persons who are classified as an accredited investor, an expert investor or an institutional investor. If you are not an accredited investor, an expert investor or an institutional investor, please contact the Singapore branch of DNB Bank ASA at +65 6212 0753.

We, the DNB group, our associates, officers and/or employees may have interests in any products referred to in the Note by acting in various roles including as distributor, holder of principal positions, adviser or lender. We, the DNB group, our associates, officers and/or employees may receive fees, brokerage or commissions for acting in those capacities. In addition, we, the DNB group, our associates, officers and/or employees may buy or sell products as principal or agent and may effect transactions which are not consistent with the information set out in the Note.

Additional Information, including for Recipients in the In the United States:

The Note does not constitute an offer to sell or buy a security and does not include information, opinions, or recommendations with respect to securities of an issuer or an analysis of a security or an issuer; rather, it is a "market letter," as the term is defined in NASD Rule 2211.